



Wire Eye™

DS-604.0-0707

1. PRODUCT NAME

LATICRETE® Wire Eye™ Electric Wire Fault Indicator

2. MANUFACTURER

LATICRETE International, Inc.

1 LATICRETE Park North

Bethany, CT 06524-3423, USA

Telephone: 203.393.0010, ext. 235

Toll Free: 800.243.4788, ext. 235

Fax: 203.393.1684

Internet: www.laticrete.com

3. PRODUCT DESCRIPTION

LATICRETE Wire Eye Electric Wire Fault Indicator is an installation tool designed specifically to be used during the installation of LATICRETE floor warming products. Floor warming lead wires are attached to the Wire Eye device allowing for continuity monitoring during the installation process. In case of lost continuity, the Wire Eye emits an alarm to alert the installer of a potential problem.

4. TECHNICAL DATA

Requires 2 AAA Batteries (Included).

Cautions

- Floor warming lead wires should also be tested with an Ohm meter for more specific readings.
- Under no circumstances should the LATICRETE Wire Eye Electric Wire Fault Indicator be connected to a live electrical current.

5. INSTALLATION

Preparation

- A. Open the battery compartment cover and insert two (2) AAA batteries. Make sure the batteries are installed in correct polarity as shown in the battery compartment. See figure 1.
- B. Replace the battery compartment cover and switch the unit to "ON".
- C. The alarm should sound and the red light should be lit when there are no connections to a mat or cable. If this does not occur, inspect the battery connection or replace the batteries.
- D. During normal use, the green light indicates LATICRETE Wire Eye is monitoring the mat or cable for damage. Should the green light go out, replace the batteries before continuing work.

Operation

Make sure the mats and/or cables to be monitored are not connected to a power source. Connect the system leads at the beginning of project to detect faults. See figure 2.

LATICRETE Wire Eye is designed to monitor the mats or cables individually. However, by making a temporary "series" connection of multiple mats or cables, it can monitor up to three (3) products at one time.

1. FOR A SINGLE MAT OR CABLE: Strip the insulation around the tip of the cold cable and separate the sheath ground wire. Insert each lead wire of the cold cable into the L1 and L2 terminals with the ground wire inserted into the E terminal. Tighten the terminal screws onto the wires. See Figure 2.
2. FOR UP TO THREE MATS OR CABLES: Connect one lead wire (not the ground wire) from one mat or cable into the L1 terminal. Connect one lead wire (not the ground wire) from a DIFFERENT mat or cable into the L2 terminal. Now connect the remaining lead wires so the mats or cables are in a "series" with one another. If this is not done properly, LATICRETE Wire Eye may not correctly monitor the mats or cables. Lastly, connect all the ground wires from the mats or cables together to the E terminal. See Figure 3.
3. Set the switch to the "ON" position.
4. A green light indicates LATICRETE Wire Eye is operating.
5. Hang or place LATICRETE Wire Eye where it can be seen and heard during heating product installation.
6. A red light and alarm indicate lead wires have come loose from terminals or damage has occurred to the heating product.

Figure 1






Figure 2



Ground wire into E

Lead wire into L1 and L2

Figure 3



Lead wire into L1

Connect all ground wire into E

Lead wire into L2

Connect in series

6. AVAILABILITY AND COST

Availability

LATICRETE® Floor Warming products are available in North America.
For distributor information:

Toll Free: 800.243.4788
Telephone: 203.393.0010
Internet: www.laticrete.com

Cost

Contact a LATICRETE Distributor in your area.

7. WARRANTY

See 10. Filing System:

DS 230.13: LATICRETE Product Warranty

8. MAINTENANCE

LATICRETE Wire Eye should not require any maintenance. If used multiple times, device may require replacing batteries.

9. TECHNICAL SERVICES

Technical assistance

Information is available by calling:

Toll Free: 800.243.4788, ext. 235
Telephone: 203.393.0010, ext. 235
Fax: 203.393.1948

To acquire technical and safety literature, please visit our website at www.laticrete.com.

10. FILING SYSTEM

DS 230.13: LATICRETE Product Warranty
DS 605.0: LATICRETE Floor HEAT

LATICRETE INTERNATIONAL, INC.
One LATICRETE Park North
Bethany, CT 06524-3423 USA
800.243.4788
203.393.0010
www.laticrete.com

©2007 LATICRETE INTERNATIONAL, INC.
LATICRETE, LATAPOXY and the  logo are Registered Trademarks of LATICRETE International, Inc.

DS-604.0-0707